













NATIONALLIGA C - MÄNNER

Rg.	Name	Jahrg.								Total	
1	Solothurn 2 		46.265 1	34.533 3	47.366 1	46.198 4	47.733 1	41.065 3	263.160	↑	
	Alessandro SIGNORONI	2003	3.30 <i>11.766</i>	3.50 <i>10.600</i>	4.10 <i>12.433</i>	3.20 11.766	3.10 <i>12.200</i>		17.20 58.765		
	Luan MANN	2008	3.30 11.433		3.80 11.800	3.20 <i>11.933</i>	3.00 11.833	2.40 10.766	15.70 57.765		
	Jamie FREI	2009	3.50 10.600		2.50 <i>9.566</i>	2.40 10.566	3.00 11.500		11.40 42.232		
	Severin PLÜSS	2010	3.80 11.300	2.60 7.133	2.40 10.700			2.50 10.433	11.30 39.566		
	Emanuele MAIER	2008		2.60 6.200		1.60 10.166	2.80 <i>6.900</i>	2.10 <i>9.933</i>	9.10 33.199		
2	Bern 		39.499 5	38.798 1	41.965 5	46.899 2	46.699 2	38.798 4	252.658		
	Nick AEBERSOLD	2007	3.30 6.766	3.80 <i>10.066</i>	3.00 <i>10.433</i>	3.20 11.666	2.80 11.933	2.80 10.000	18.90 60.864		
	Janis AEGERTER	2005	4.10 <i>12.600</i>		3.10 11.266	3.20 <i>12.200</i>	3.50 <i>11.933</i>	1.60 3.200	15.50 51.199		
	Louis STIRNIMANN	2010	2.60 7.533	2.80 8.633	2.40 9.833		3.30 10.900	3.20 10.666	14.30 47.565		
	Gian AEBERSOLD	2009		3.20 10.033			3.30 <i>9.733</i>	3.20 <i>9.066</i>	9.70 28.832		
	Lukas RUBI	2010			2.30 <i>9.400</i>	2.20 10.833			4.50 20.233		
3	LU/OW/NW 2 		44.032 2	28.466 5	43.666 2	48.632 1	45.698 3	41.632 2	252.126		
	Fabio LIPPITSCH	1999	3.50 10.200		2.50 10.666	3.20 11.600	2.50 10.966		11.70 43.432		
	David SCHACHER	2004		2.40 <i>6.333</i>	2.60 <i>11.100</i>	4.00 <i>12.666</i>	2.80 <i>11.566</i>		11.80 41.665		
	Michael FISCHER	1990		2.50 7.800	2.40 10.800	3.20 11.300		2.50 10.166	10.60 40.066		
	Nils LANG	1999	3.30 <i>11.466</i>	2.50 8.000			3.00 10.300	2.00 10.066	10.80 39.832		
	Lukas OBERHOLZER	2005	3.20 10.900		1.90 9.200	3.20 11.700		2.40 6.166	10.70 37.966		
	Jonas SCHMIDIGER	1998	2.70 7.100	2.40 6.033			2.40 11.600	2.70 <i>10.700</i>	10.20 35.433		
4	Zürich 3 		40.731 4	36.165 2	42.499 3	46.199 3	36.998 5	42.199 1	244.791		
	Nico ISELIN	2011	3.50 <i>10.766</i>	2.50 8.733	2.30 10.400	3.20 <i>11.800</i>	3.40 <i>9.566</i>	2.90 <i>10.900</i>	17.80 62.165		
	Lars HOLZER	2010	3.00 7.733	2.80 <i>9.233</i>	2.80 <i>10.733</i>	2.40 11.033	2.70 11.233	2.10 10.433	15.80 60.398		
	Livio REBSAMEN	2012	3.50 11.466	2.60 8.966				2.40 9.966	8.50 30.398		
	Alassane BÖHM	2010			2.60 10.633	3.20 11.566	2.80 6.633		8.60 28.832		
5	Zürich 4 		42.864 3	31.932 4	42.000 4	43.798 5	42.465 4	36.665 5	239.724		
	Isaak JELINEK	2007	3.40 <i>10.566</i>	2.50 <i>9.033</i>	2.70 10.900	3.20 11.533	2.40 <i>10.833</i>	2.80 <i>9.966</i>	17.00 62.831		
	Gian WUNDERLI	2009	3.40 10.866		1.80 9.500	2.20 10.133	2.50 9.433	1.70 6.333	11.60 46.265		
	Matteo WIDMER	2007	3.60 10.866	2.50 4.966	1.90 6.300	2.20 10.533	2.50 <i>9.333</i>		12.70 41.998		
	Tim WOLFER	2007	2.90 10.633	2.50 8.900	2.70 <i>10.800</i>	3.20 <i>10.866</i>			11.30 41.199		
	Christian STROPPIA	2002					2.50 11.366	2.50 10.400	5.00 21.766		